

Quick Reference Card – IRIS System

Log On To The *myUK* Portal



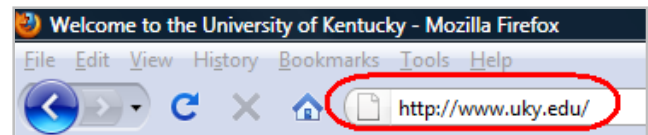
Process: How to log on and off of IRIS/SAP through the portal.

Role: Authorized Users

Frequency: When needed

Logging On To The *myUK* Portal

Go to UK's main web page at <http://www.uky.edu/>



Click **link blue**



Click **myUK**



Enter your **User ID** (link blue ID, either AD or MC User ID)



Enter your **Password**



Quick Reference Card – IRIS System

Log On To The myUK Portal

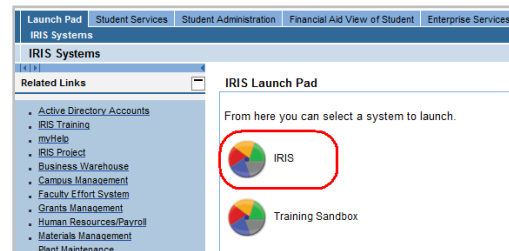


Click **Sign On**

User ID
Password

Using Production

Double-click on **IRIS**

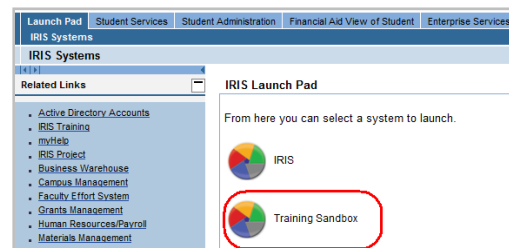


Note: It may take a few seconds for IRIS to open. You should see the **SAP Easy Access Menu** and the **Production IRIS** logo,



Using The Training Sandbox

Double-click on **Training Sandbox**



Note: It may take a few seconds for IRIS to open. You should see the **SAP Easy Access Menu** and the **Training Sandbox IRIS** logo.



Log Off Of The IRIS System And myUK Portal

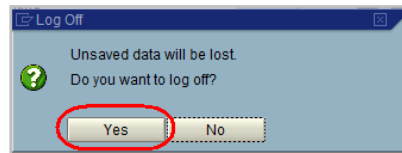
REMEMBER! You must log off **both** the *myUK* portal and IRIS/SAP.

To log off IRIS/SAP:

Complete your transaction

Click on **Close**

When the system message appears,
click **Yes**



To log off *myUK* portal:

Click **Log Off**

Close your browser

