

PIQST00 Screen Elements

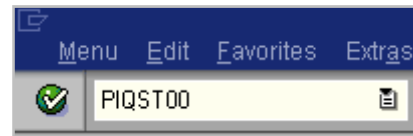
Process: PIQST00 provides access to both Student File records and Student Master Data records. Student File records contains information about the student’s relationship with UK, such as admission, registration, modules appraisals (grades), etc. Student Master Data records contains information about the student, such as personal data, addresses, visa/residence data, etc.

Role: Authorized Users

Frequency: When Needed

Entering PIQST00

Enter the transaction code **PIQST00**







Student Number

Student number

Enter the student’s eight-digit IRIS generated **Student Number** or search by entering the student’s last name in the field



Standard Toolbar Icons on the Student File Screen



 OK (Enter)	May be used instead of pressing the Enter key
 Save	Used to save new or changed records
 Back	Used to move back to the previous screen
 Exit	Used to exit the transaction

Application Toolbar Icons on the Student File Screen



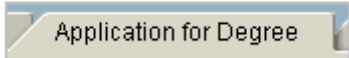
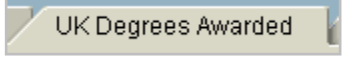
 Academic Work Overview	Used to view student’s academic work in general or by program type/program
 Note Overview	Used to create, change, or display notes regarding the student

PIQST00 Screen Elements


Student File Tabs












	
	Information includes: Hold Type (Description), Status, Hold Grouping, Valid From, End Date
	Information includes: Program of Study, Status, Academic Year, Session, Valid From, Valid To, Program Choice, Program Classification, Part Time, Admission Category
	Information includes: Program of Study, Module Group Category, Priority, Module Group (Description), Start Date, End Date
	Information includes: Program of Study, Status, Academic Year, Session, Valid From, Valid To
	Information includes: Program Type, Program Category, Program Results, Result Status, From Date, To Date, Valid From, Valid To, Academic Year, Academic Session
	Information includes: Program of Study, Advisor, Anticipated Graduation, Organizational Unit
	Information includes: Status (Description), Status, Valid From, End Date, Status Ind. Category, Status Group
	Information includes: Student Advisor, Derived Organizational Unit
	Information includes: Audit Type & Description, Catalog, Requirement Catalog, Catalog Version (Number, Year, and Session, Valid From, Valid To

PIQST00 Screen Elements

	Information includes: Application for Degree-Status, Academic Year, Academic Session, Program Type
	Information includes: Qualification, Degree Type, Degree Level, Program of Study, Valid From, Valid To

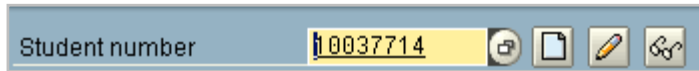
Tab Icons on the Student File Screen (May Vary on Each Tab)






 Key Date	Used to change the date which determines which records are displayed; default is Today
 Create	Used to create a new record
 Change	Used to change a record
 Display	Used to display a record
 Delete	Used to delete a record CAUTION! Use this icon very carefully. If in doubt, check with Dean's office or Registrar's office.
 Details	Used to display the details of a record
 Activate <-> Inactivate	Used as a toggle between activating or inactivating a record, such as a Hold
 Sort Ascending	Used to sort the records in ascending order
 Sort Descending	Used to sort the records in descending order
 Find	Used to find a specific record
 Filter	Used to filter the records

PIQST00 Screen Elements

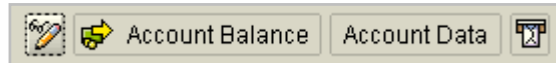
Access Icons for the Student Master Data Screen







These icons are used to access **Student Master Data** records

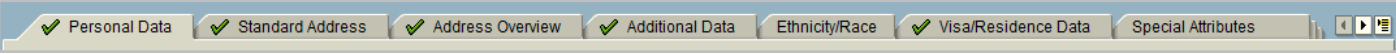
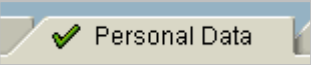
 Create	Do Not Use!!!
 Change	Not Recommended! Using this icon will lock out other users from the student's records
 Display	Use this icon to access the Student Master Data records

Application Toolbar Icons for Student Master Data

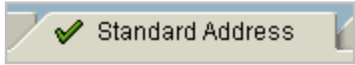
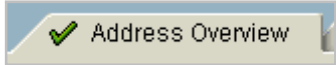
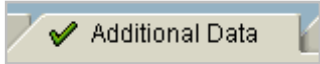
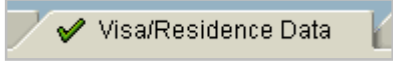
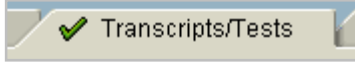
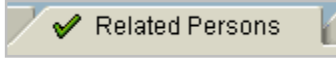
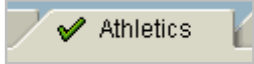
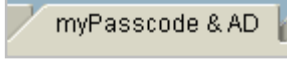


 Display <-> Change	Used to toggle between display mode and change mode Remember! If you go into change mode, change back to display mode as soon as you have saved your changes.
 Account Balance	Used to view the student's account balances
 Account Data	Used to view the student's account data
 Key Date (Below the Application Bar)	Used to change the Key Date

Student Master Data Tabs

	
	Information includes: Last Name, First Name, Middle Name, ID Number, Birth Date, Nationality

PIQST00 Screen Elements

	Information includes: Street, City, State, ZIP Code, Country, Telephone, Email
	Information includes: Address Overview, Address Usages – Current, University Housing, International, Permanent
	Information includes: Ethnicity Origin, Privacy Level
	Information includes: Visa Type, Visa Number, Start Date, End Date, Date of Issue, Country of Issue, Issuing Authority
	Information includes: External Transcripts – College/University and High School, External Test Results
	Information includes: Relationship Type, Partners (Name), Legal Guardian, Emergency Contact, Valid From, End Date
	Information includes: Activity, Academic Year, Academic Session, Walk-on, Recruited, Scholarship, NCAA GPA
	Information includes: Access Information, Access Password, AD User ID

STUDENT MASTER DATA – RETURN TO STUDENT FILE

Click on the **Back** icon located on the **Standard Toolbar**

